



K20 & L120 LSZH Armoured F/FTP Cat6 Cables

Applications

The cables are designed for high speed data transmissions, and are suitable for installations in cable trays or on hooks.

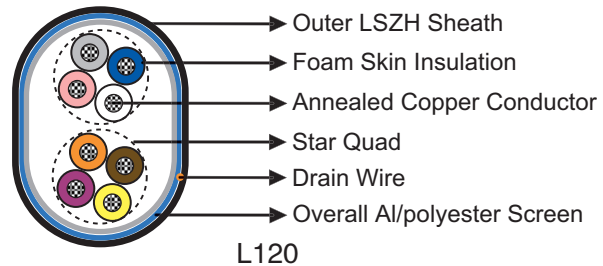
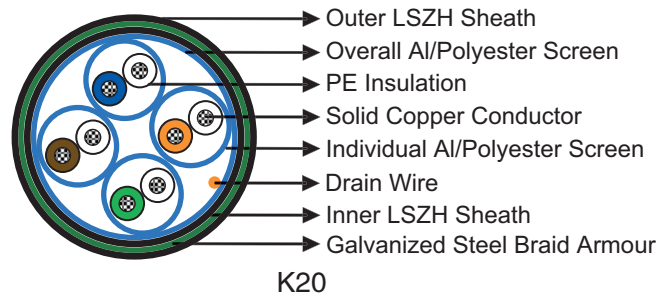
Standards

- RATP CAT6-K20 (for K20 cable)
- FRANCE TELECOM S31-10/20 & NF C 93.531-6/7 (for L120 cable)



Construction

- Conductors: Class 1 AWG23 solid copper conductor (for K20 cable); 0.6mm annealed copper conductor (for L120 cable).
- Insulation: Solid polyethylene (for K20 cable); Foam skin (cellular PE + solid PE) (for L120 cable).
- Cabling Element: Two conductors are twisted together to form a pair (for K20 cable); Four conductors are twisted together to form a quad (for L120 cable).
- Core Wrapping (for L120 cable): Non-hygroscopic plastic tape with overlapping.
- Individual Screen (for K20 cable): Alu/polyester shield on each pair.
- Overall Screen: Alu/polyester shield.
- Drain Wire: Tinned copper drain wire, 0.5mm nominal diameter.
- Inner Sheath (for K20 cable): LSZH.
- Armour (for K20 cable): Galvanized steel braid armour.
- Outer Sheath: LSZH.



Optional

Armoured L120 Cables: Tinned copper braid armoured cables can be offered upon request.


Electrical Characteristics at 20°C

Nominal Conductor Diameter	mm	0.56 (K20)	0.6 (L120)
AWG		23	23
Maximum Conductor Resistance	Ω/km	146.4	133.2
Minimum Insulation Resistance @500 V DC	MΩ/km	5000	5000
Characteristics Impedance @100MHz	Ω	100	120+15
Maximum Capacitance Unbalance			
Real/earth	pF/km	1600	300
Maximum Average Attenuation			
@1MHz	dB/100m	2.0	2.0
@4MHz	dB/100m	3.8	3.8
@10MHz	dB/100m	6.0	6.0
@16MHz	dB/100m	7.6	7.6
@25MHz	dB/100m	9.5	9.5

@31.25MHz	dB/100m	10.7	10.7
@62.5MHz	dB/100m	15.4	15.4
@100MHz	dB/100m	19.8	19.8
@250MHz	dB/100m	32.9	32.9
Minimum NEXT Pair to Pair			
@1MHz	dB	77.3	77.3
@4MHz	dB	68.3	68.3
@10MHz	dB	62.3	62.3
@16MHz	dB	59.2	59.2
@25MHz	dB	56.3	56.3
@31.25MHz	dB	54.9	54.9
@62.5MHz	dB	50.4	50.4
@100MHz	dB	47.3	47.3
@250MHz	dB	41.3	41.3
Minimum ELFEXT Pair to Pair			
@1MHz	dB	68.8	68.8
@4MHz	dB	56.8	56.8
@10MHz	dB	48.8	48.8
@16MHz	dB	44.7	44.7
@25MHz	dB	40.8	40.8
@31.25MHz	dB	38.9	38.9
@62.5MHz	dB	32.8	32.8
@100MHz	dB	28.8	28.8
@250MHz	dB	20.8	20.8

➤ Mechanical and Thermal Properties

- Minimum Bending Radius: 12×OD (static); 24×OD (dynamic)
- Temperature Range: -40°C to +60°C (during operation); -10°C +60°C (during installation)



Impact Resistant



Mineral Oil Resistant



Acid&Alkaline Resistant

➤ Dimensions and Weight

K20 cables

Cable Code	No. of pairs	Nominal Sheath Thickness mm		Nominal Overall Diameter mm	Nominal Weight kg/km
		Inner	Outer		
0.56mm conductor, 1.45mm Insulated Wire					
RD/K20-F/FTPCat6-2Y(St)H(SWB)H-PIMF-4P0.56	4	1.0	1.0	11.7	156

L120 cables

Cable Code	No. of pairs	Nominal Sheath Thickness mm	Nominal Overall Diameter mm	Nominal Weight kg/km
0.6mm conductor, 1.34mm Insulated Wire				
RD/L120-F/FTPCat6-02YHH-4P0.6	4(2Q)	1.8	8.5 x 6*	60
RD/L120-F/FTPCat6-02YHH-8P0.6	8(2 x 4p)	1.8	18 x 6**	120
RD/L120-F/FTPCat6-02YHH-12P0.6	12(3 x 4p)	1.8	16	235
RD/L120-F/FTPCat6-02YHH-32P0.6	32(4 x 4Q)	1.8	19	360
RD/L120-F/FTPCat6-02YHH-64P0.6	64(8 x 4Q)	1.8	30	675
RD/L120-F/FTPCat6-02YHH-128P0.6	128(4SU x 4Q)	1.8	40	1250

SU=super unit. * For 4 pair L120 cable, 8 insulated wires form 2 quads and the cable is flat.

** For 8 pair L120 cable, two flat quads are assembled under a common LSH sheath.




Laid in Cable Trays/on Hooks



Flame Retardant
NF C32-070-2.1(C2)
IEC 60332-1/EN 50265-2-1



Fire Retardant
NF C32-070-2.2(C1)
IEC 60332-3/EN50266



Zero Halogen
IEC 60754-1/NF C20-454
EN 50267-2-1



Low Smoke Emission
IEC 61034/NFC20-902
EN 50268/NF C32-073



Low Corrosivity
EN 50267-2-2/NF C32-074
IEC 60754-2/NF C20-453



Low Toxicity