

CV /CVZ Indoor Equipment Cables

Applications

The cables are used as cabling wires for the relays and electronic equipments in the Traffic Control Center and Trackside Equipment Shelter. The CV cables are suitable for use only in Optical Control Panel (OCP) wiring.



Standards

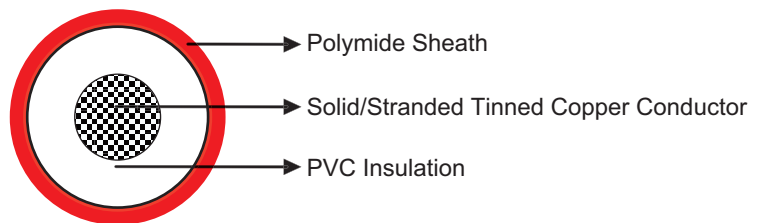
- SNCF CT 500

Construction

- Conductors: Class 5 stranded tinned copper (for flexible wires CV-S & CVZ-S type), class 1 solid tinned copper (for stiff wires CV & CVZ), 0.5/1.0/2.5/6.0 mm² cross section.

- Insulation: White (for CVZ type)/coloured (for CV type) unleaded PVC.

- Sheath: Coloured polyamide outer sheath (for CVZ & CVZ-S type).



Electrical Characteristics at 20°C

CV/CVZ

Nominal Conductor Diameter	mm	0.8	1.17	1.78
Nominal Cross Section Area	mm ²	0.5	1.0	2.5
Maximum Conductor Resistance (DC)	Ω/km	36.1	17.9	7.56
Operating Voltage	V	750		

CV-S/CVZ-S

No of Strands/ Strand Diameter	No/mm	16/0.2	32/0.2	50/0.25	84/0.3
Nominal Cross Section Area	mm ²	0.5	1.0	2.5	6
Maximum Conductor Resistance (DC)	Ω/km	40.1	20.0	8.21	3.39
Operating Voltage	V	750			

Mechanical and Thermal Properties

- Minimum Bending Radius (static): 4×OD (for flexible wire); 5×OD (for stiff wire)
- Minimum Bending Radius (dynamic): 8×OD (for flexible wire); 10×OD (for stiff wire)
- Operating Temperature: -15°C to +70°C



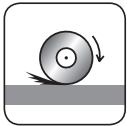
➤ Dimensions and Weight

CV/CVZ Cables

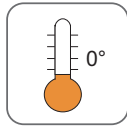
Cable Code	Number of Conductors	Nominal Sheath Thickness mm	Nominal Overall Diameter mm	Nominal Weight kg/km
0.8mm Conductor, 1.6mm Insulated Wire				
RS/CV-075-Y-1G0.5	1	-	-	6
1.17mm Conductor, 1.9mm Insulated Wire				
RS/CVZ-075-Y(4Y)-1G1	1	0.2	2.3	13.2
1.78mm Conductor, 2.7mm Insulated Wire				
RS/CVZ-075-Y(4Y)- 1G2.5	1	0.2	3.1	29.3

CV-S/CVZ-S Cables

Cable Code	Number of Conductors	Nominal Sheath Thickness mm	Nominal Overall Diameter mm	Nominal Weight kg/km
16/0.2mm Conductor, 1.6mm Insulated Wire				
RS/CV-S-075-Y-1G0.5	1	-	-	6.8
RS/CVZ-S-075-Y(4Y)-1G0.5	1	0.35	2.3	7.6
32/0.2mm Conductor, 2.1mm Insulated Wire				
RS/CVZ-S-075-Y(4Y)-1G1	1	0.2	2.5	13.5
RS/CVZ-S-075-Y(4Y)-1P1S	1P	0.2	2.5	28.2
50/0.25mm Conductor, 3.0mm Insulated Wire				
RS/CVZ-S-075-Y(4Y)- 1G2.5	1	0.2	3.4	29.3
84/0.3mm Conductor, 4.2mm Insulated Wire				
RS/CVZ-S-075- Y(4Y)-1G6	1	0.2	4.6	60.1



Abrasion Retardant



Resistant to High Temperature



Weather Resistant



Mineral Oil Resistant



Rated voltage



Flame Retardant
NF C32-070-2.1(C2)
IEC 60332-1/EN 50265-2-1

